

**REVIEWED**

*By Anne Nord at 9:56 am, May 08, 2020*

5/8/2020

*BW*

**Worklist: 4227**

<u>LAB CASE</u>	<u>ITEM</u>	<u>ITEM TYPE</u>	<u>DESCRIPTION</u>
C2020-0676	3	URINE	AM 6 Urine GHB



# AM 6: GHB Urine Extraction

BW

Extraction Date: 5/6/20

Analyst: Britany Wylie

Negative Urine Lot: 41520

GC/MS ID: 65198

Positive Control Lot: Cerilliant lot FE05121507

## Pre-Analytic:

- 1. Positive Control Working Solution  
*To prepare Positive Control (minimum of 1 per run):*  
100 ug/mL- Spike 4050uL negative urine with 450uL GHB stock solution (1mg/mL)  
200 ug/mL- Spike 3600uL negative urine with 900uL GHB stock solution (1mg/mL)  
Non-extracted Reference Sample  
Add 10uL GHB stock solution in tapered bottom tube. Evaporate to dryness during Step 5 and proceed with the extraction.
- 2. Verify Tune and Tune evaluation completed within the previous 7 days. Tune and Tune evaluation reports initialed and filed.
- 3. Create GC/MS sequence to include controls, case blanks and case samples.

## Analytic:

- 1. Remove working solutions, controls, and samples from cold storage.
- 2. Add 4.5mL sample, negative urine or positive control to Toxi-B tube.
- 3. Place on tube rocker at ambient temp for ~ 10 minutes.
- 4. Centrifuge for ~ 10 min at ~2500rpm.
- 5. Transfer solvent to tapered bottom tube and evaporate under Nitrogen to ~50uL.
- 6. Add 40uL silylating reagent, cap and vortex.
- 7. Heat for ~15min at approx. 60C. Remove from heat and allow to cool.
- 8. Transfer to labeled ALS vial with insert.
- 9. Run on GC/MS using appropriate acquisition method.

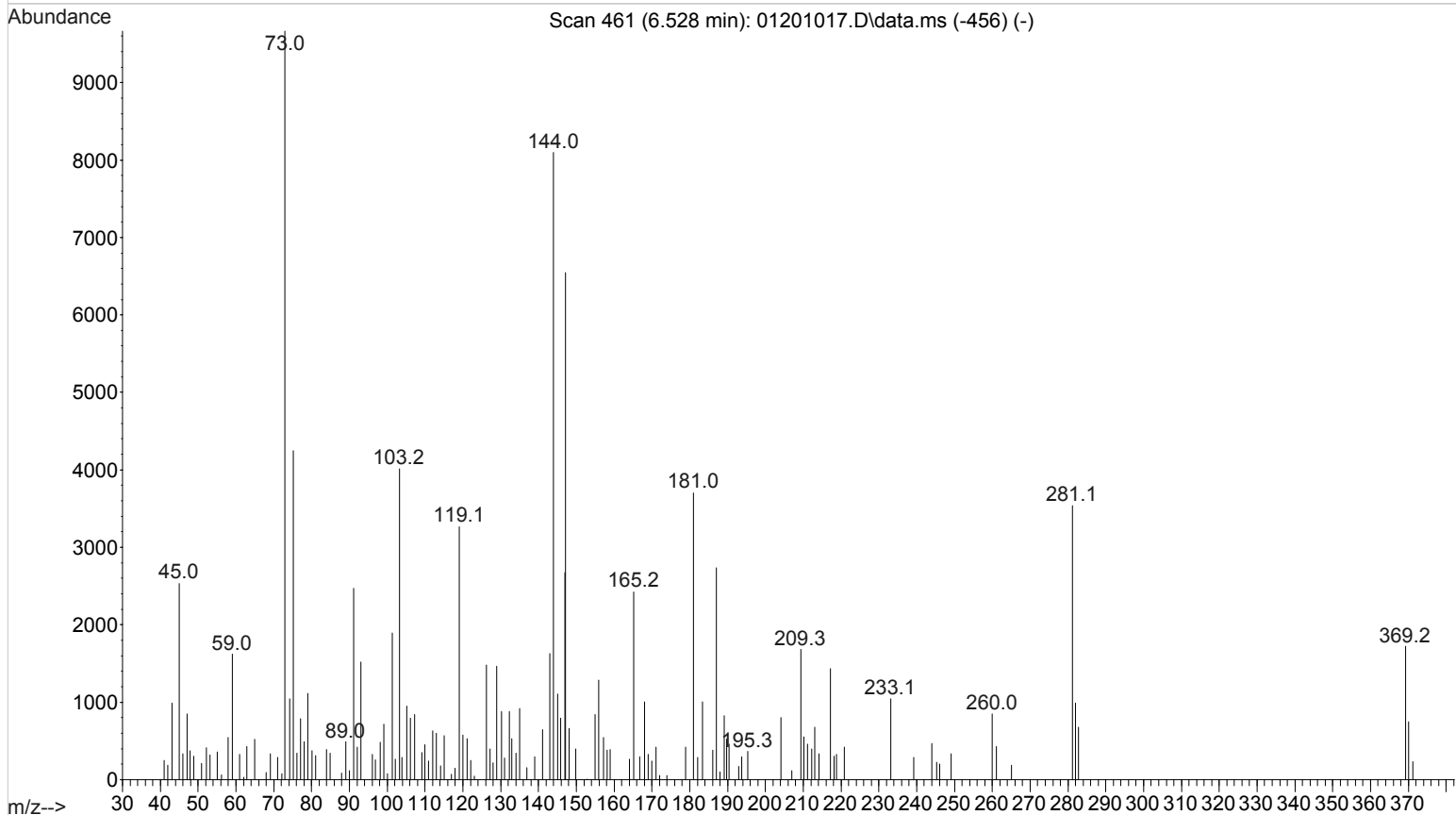
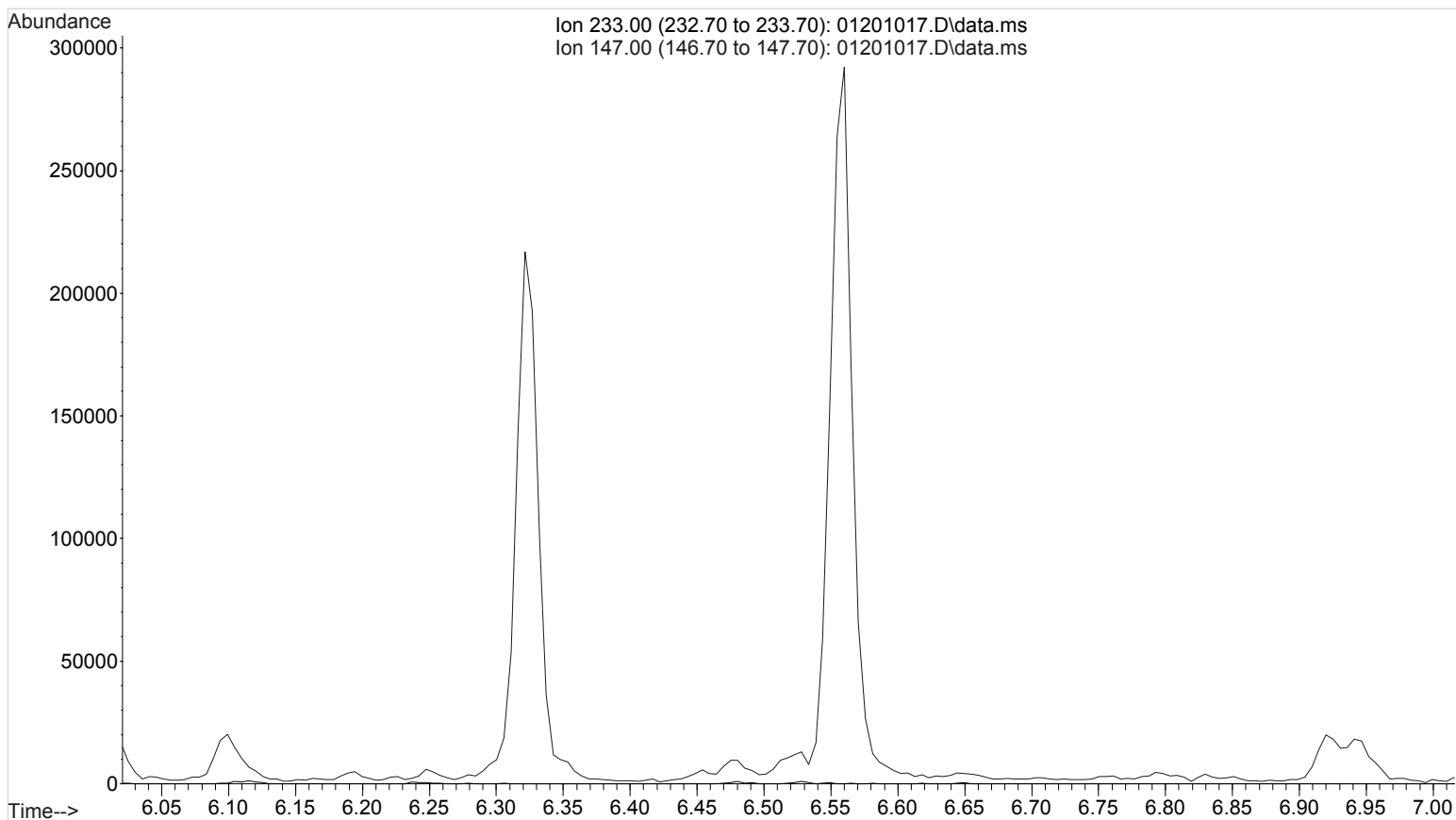
## Post-Analytic

- 1. Complete Data analysis on all samples and corresponding sample blanks.
- 2. Did positive and negative control samples provide intended response? Y / N
- 3. Central File Packet to include: LIMS Worklist, Method Checklist, Working Solution Prep sheet, and Control sample GCMS data printouts.

COMMENTS:

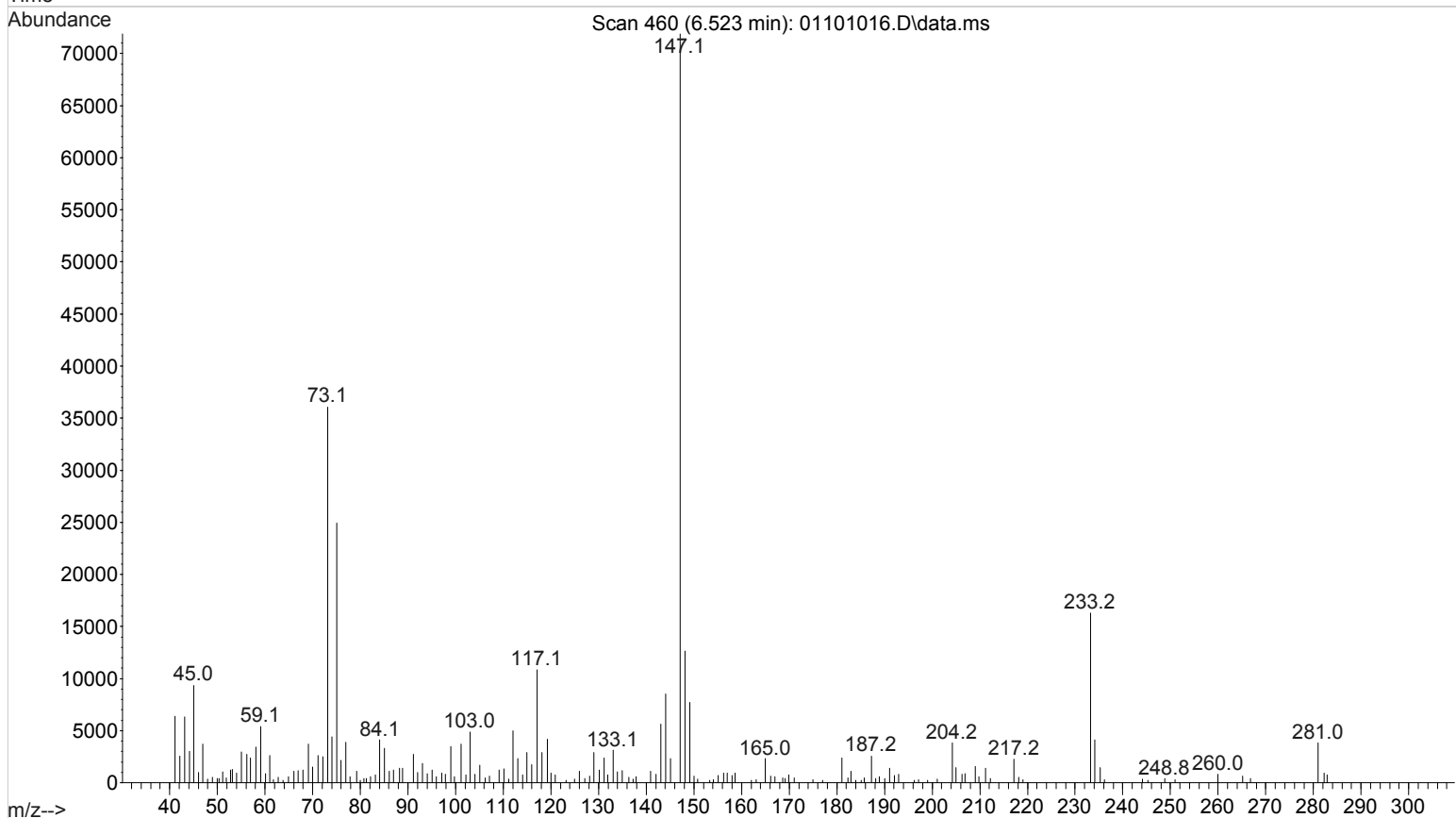
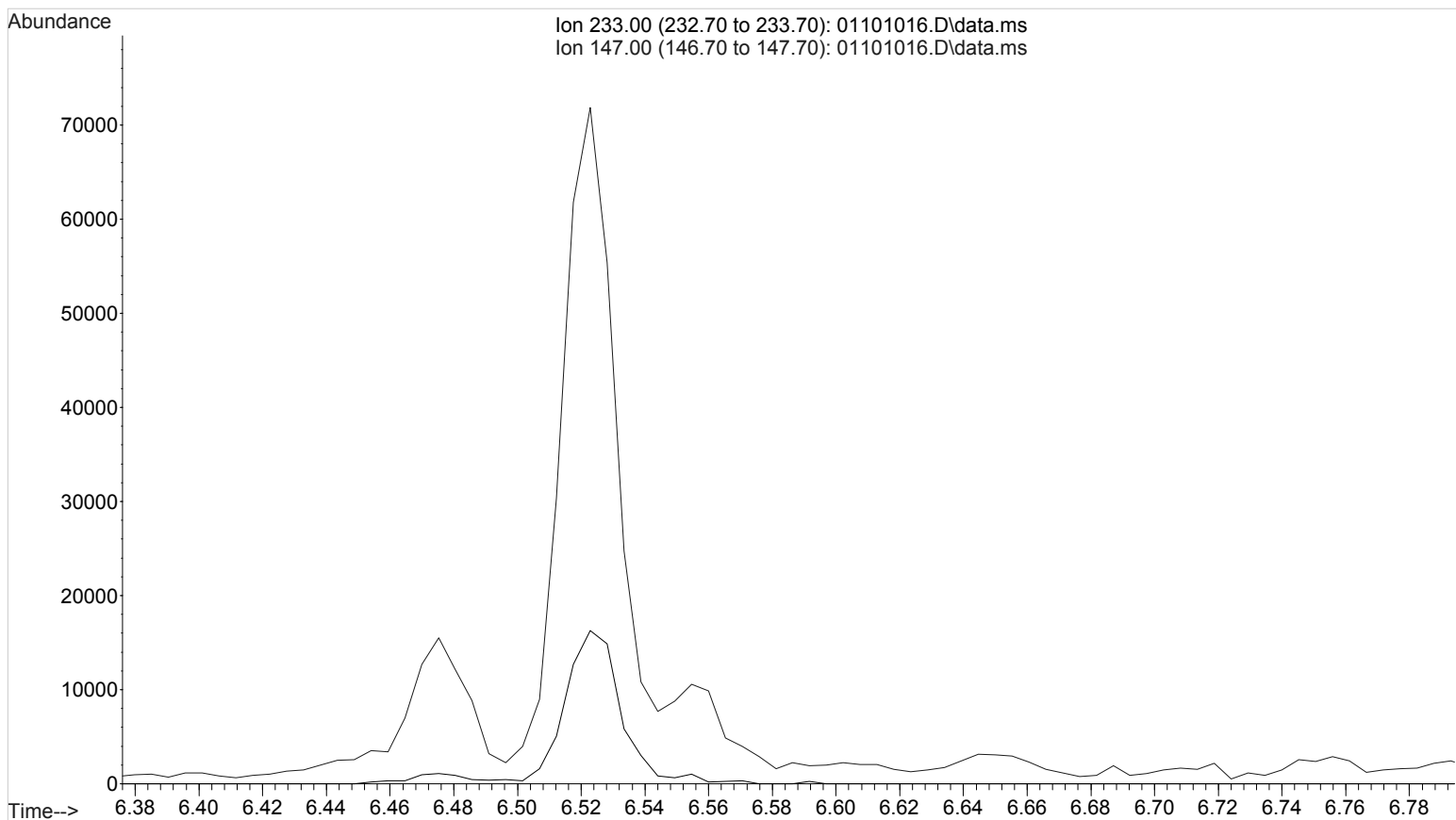
File :D:\DATA\2020\am 2\5620 am 2 and GHB\01201017.D  
Operator : Instrument 65198  
Acquired : 06 May 2020 18:05 using AcqMethod ghb82516.M  
Instrument : Instrument 65198 GCMS CdA  
Sample Name : nc GHB  
Misc Info :  
Vial Number: 12

BW



File :D:\DATA\2020\am 2\5620 am 2 and GHB\01101016.D  
Operator : Instrument 65198  
Acquired : 06 May 2020 17:42 using AcqMethod ghb82516.M  
Instrument : Instrument 65198 GCMS CdA  
Sample Name: pc ghb 100ug/mL  
Misc Info : ghb  
Vial Number: 11

BW



File :D:\DATA\2020\am 2\5620 am 2 and GHB\01401020.D  
Operator : Instrument 65198  
Acquired : 06 May 2020 19:12 using AcqMethod ghb82516.M  
Instrument : Instrument 65198 GCMS CdA  
Sample Name: GHB-TMS  
Misc Info :  
Vial Number: 14

